

ClassicCOTTAGE™



ClassicCottage™ is a refined casual style inspired by the ‘utilitarian’ architecture of late 19th and early 20th century.

ClassicCottage™ Components are packaged for convenient ordering, handling and use.

Beadboard™ Available in 23", and 31" heights.

PanelSet® Each package contains:
 Primed - 6 Panels @ 8" wide
 Stained - 2 Panels @ 48" wide

StilePak® Adjusts top panel layout to fit variable wall lengths, complete corners and window locations. (trimmable)
 Each package contains:

4 - end stiles (10" wide)

12x12 Flat Available in 12" x 12" panel sizes.

PanelSet® Each package contains:
 4 - Flat panels
 4 - Center stiles

12x12 Raised Available in 12" x 12" panel sizes.



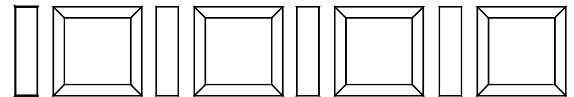
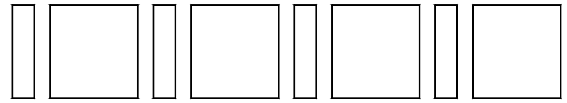
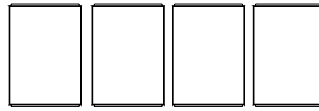

PanelSet® Each package contains:
 4 - Raised panels
 4 - Center stiles

FramePak® Available in 96" lengths.

Each package contains:
 1 - Cap
 2 - Rails
 1 - Intermediate rail
 1 - Shoe

CasingPak® Window and door trim designed to match.

Available in 96" lengths.
 Each package contains:
 3 - Caps
 3 - Rails



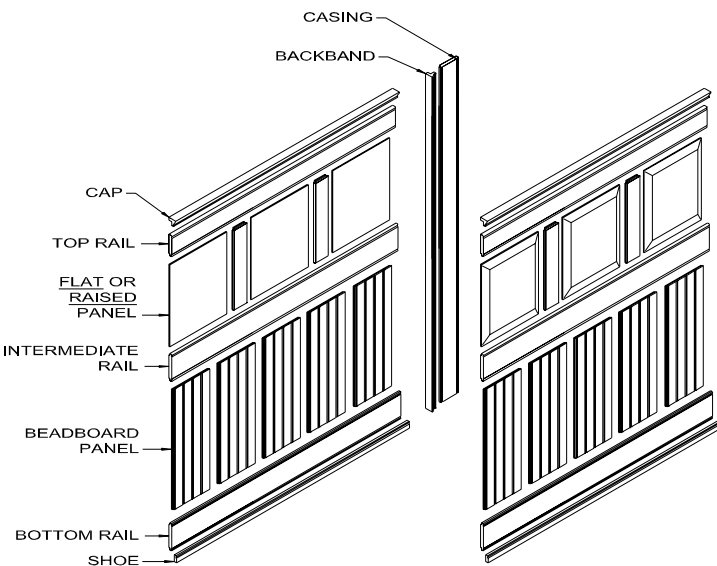
ClassicCottage™ System & Components

ClassicCottage™ is available in two standard heights.

47 1/2" Height = FramePak® + 23" BeadBd PanelSet® + 12" PanelSet®

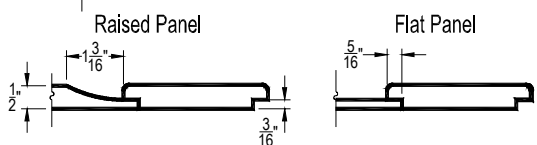
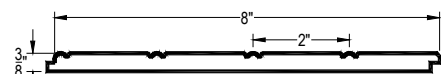
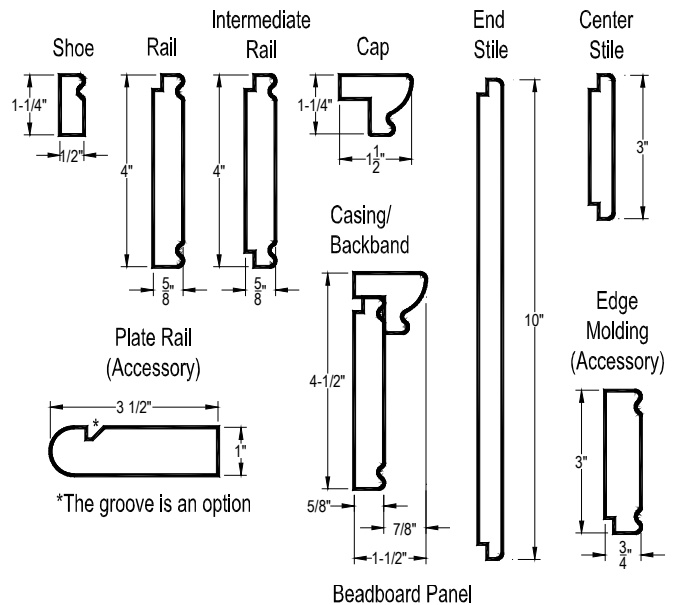
55 1/2" Height = FramePak® + 31" BeadBd PanelSet® + 12" PanelSet®

Other heights available per custom order request.



Flat PanelSet Option

Raised PanelSet Option



Product Specifications

PART 1.0 GENERAL

1.1 DESCRIPTION

A. Wood wainscoting and wall panel systems shall be the New England Classic® ClassicCottage Systems manufactured by the New England Classic, Inc. Company.

1.2 SUBMITTALS

B. Submit manufacturer's literature and installation instructions to determine layout requirements

1.3 DELIVERY, STORAGE, AND HANDLING

A. Delivery of Product: The ClassicCottage panel system shall be delivered to the job site in the manufacturer's original packaging with manufacturer's identification intact and legible.

B. Storage & handling: The ClassicCottage panel system shall be stored and handled in such a way to protect against contact with water, exposure to weather, breakage and damage. Do not store directly on concrete without a plastic sheet as a moisture barrier.

1.4 LIMITATIONS

A. Moisture Conditions: the ClassicCottage panel system shall not be used in wet or damp areas.

B. Temperature conditions: The ClassicCottage panel system shall not be used in contact with surfaces where temperatures exceed 120° F.

PART 2.0 PRODUCTS

2.1 ACCEPTABLE

MANUFACTURER

New England Classic®, Inc.
3 Adams Street
South Portland, Maine
04106

2.2 MATERIALS

A. Substrate shall be industrial grade class 1 (fire retardant) or 3, or moisture resistant MDF, product class MD, or EFB Wheatboard (particleboard) product class M3, that conforms with ANSI A208.2-1994.

Panel substrate shall be 5-ply veneer core plywood, bonded with Type II adhesive in accordance to ANSI/HPVA HP-1-1994.

B. Adhesive for bonding veneers to substrate shall be PVA, EVA, or PUR type adhesive.

C. Real wood veneer shall be grade-A, sanded to 180 grit.

D. Factory finish shall be either lacquer or conversion varnish per Architectural Woodwork Institute (AWI) Custom Grade Specifications: TR-2 and OP-2 for lacquer, and TR-4 and OP-4 for conversion varnish finish.

2.3 COMPONENTS

A. Flat Panel:

12^{5/8}" x 12^{1/2}" x 3/16" thick

B. Raised Panel:

12^{5/8}" x 12^{1/2}" x 1/2" thick

C. Beadboard Panel:

Primed

8^{5/32}" x 23^{1/2}" x 3/8" thick

8^{5/32}" x 31^{1/2}" x 3/8" thick

Stained

48" x 23^{1/2}" x 3/8" thick

48" x 31^{1/2}" x 3/8" thick

D. Cap:

1^{1/2}" x 1^{1/4}" x 96" long

E. Rail(s):

5/8" x 4" x 96" long

F. Shoe:

5/8" x 1^{1/4}" x 96" long

G. Center stile:

3" x 12^{1/2}" x 1/2" thick

H. End stile:

10" x 12^{1/2}" x 1/2" thick

I. Plate shelf:

1" x 3^{1/2}" x 96" long

J. Edge Molding:

3/4" x 3" x 46^{3/4}" long

3/4" x 3" x 54^{3/4}" long

PART 3.0 INSTALLATION

3.1 INSTALLATION

A. Install product per the manufacturer's installation recommendations using the instructions provided with the product.

3.2 WARRANTY

A. Manufacturer shall furnish a five year warranty against defects in material and workmanship.

3.3 MATERIALS

ACCEPTANCE

A. City of New York
MEA 190-99-M

PART 4.0 FINISHING & MAINTENANCE

4.1 UNFINISHED

OAK, MAPLE, CHERRY

A. Fill all nail holes and splices with matching wood filler. Sand wood filler patches smooth to the veneer surface with 180 grit paper, taking care not to sand through the veneer. Apply stain, sealer and clear finish coat, lightly sanding between coats with 220 grit paper. We recommend applying a light coat of lemon oil or furniture oil to replenish the natural sheen, especially in dry environments.

4.2 FINISHED

A. Use matching color putty to fill fastener holes. A matching stain kit is included with factory finished product.

4.3 PRIMED

A. It is not necessary to prime stiles, rails, shoe, cap, or casing (or factory-primed panels). After installation, apply one coat of paint to panels, then sand with 220 grit paper. DO NOT SAND STILES, RAILS, SHOE, CAP, OR CASING. Fill in nail holes with a paintable vinyl-based spackle. Finish coat all parts together. Gentle household cleaners may be used, if required.



New England Classic, Inc
3 Adams Street
South Portland, Maine 04106
(888)460-6324
Fax (207) 799-6073
NewEnglandClassic.com

Distributed By:

What better walls are wearing