

# Classic American



New England Classic® now celebrates the distinctly American Arts and Crafts, Mission, and Shaker architectural styles with its Classic American™ Panel System. Classic American™ embodies the simple and honest design elements found in these historical styles.

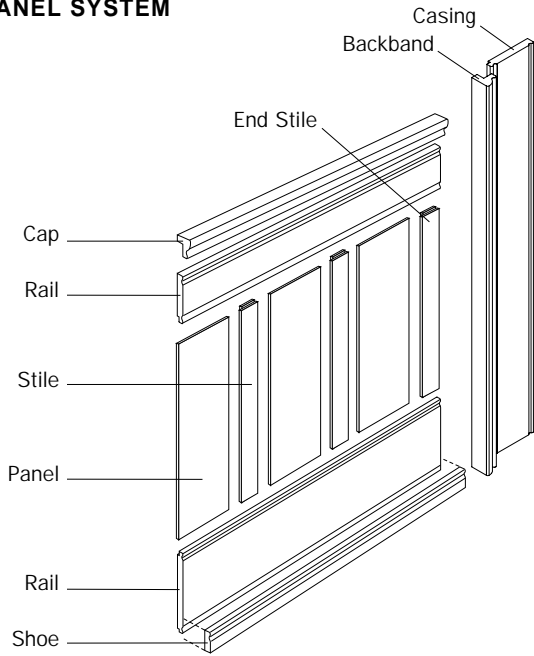
Featuring 27 sizes of flat panels and corresponding stiles, the system combines perfectly with New England Classic® FramePaks® to create a broad range of panel heights - from traditional wainscot to full-wall heights. Custom sizes may also be specified. Stair PanelSets® allow you to continue the

panel treatment up the stairs.

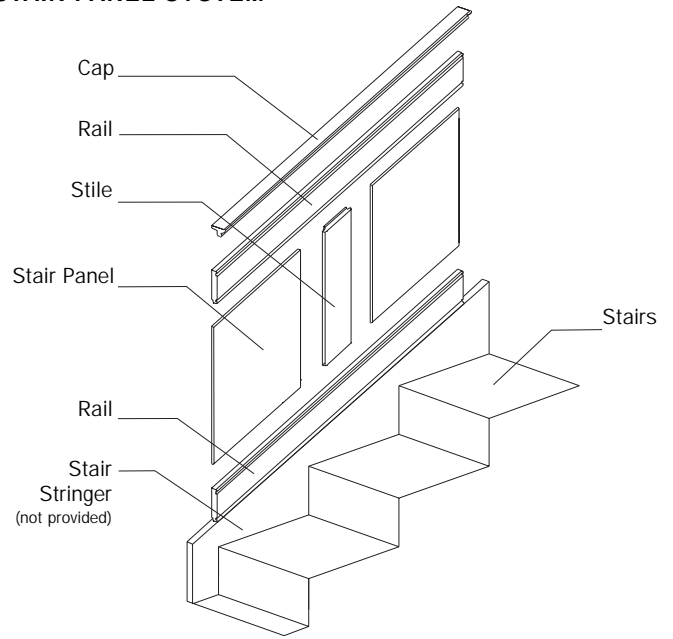
The product is made using either select grade-A sliced veneer or decorative film laminated to a stable engineered wood core. Veneers include oak, maple, cherry as well as paint-grade finish; available ready-to-finish or factory-finished. Or, for an up-charge, we will custom match any color.

The Classic American™ Panel System is the perfect way to achieve the high-quality look and feel of custom millwork - at a fraction of the cost.

**CLASSIC AMERICAN  
PANEL SYSTEM**



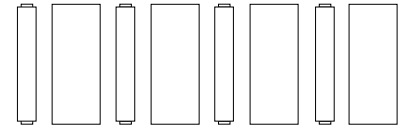
**CLASSIC AMERICAN  
STAIR PANEL SYSTEM**



**Components are packaged for convenient ordering, handling and use.  
(Components not listed are available in single quantities.)**


**PanelSet®** Available in 9"x 23", 12"x 23", 23"x 23" panel sizes.  
Each package contains:

- 4 panels
- 4 stiles (3" wide)



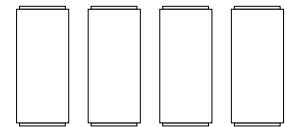
**FramePak®** Available with either 4" (32" FramePak®) or 8" (36" FramePak®) base rail.  
Each package contains: (8' Long).

- 1 cap
- 1 top rail
- 1 bottom rail (4" or 8")
- 1 shoe



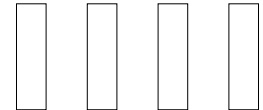
**StilePak®** Adjusts layout to fit variable length walls, completes corners and windows by trimming to desired width.  
Each package contains:

- 4 end stiles (10" wide)




**6" PanelSet®** Adjusts the layout to fit variable length walls.  
Each package contains:

- 4 panels (6" wide)



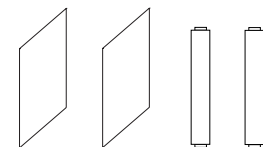
**CasingPak®** Window and door trim designed to match.  
Each package contains: (8' Long)

- 3 backbands
- 3 casings



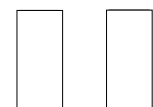
**Stair PanelSet®** Available in left and right panels  
Each package contains:

- 2 panels (9" wide)
- 2 stiles (3" x 23")

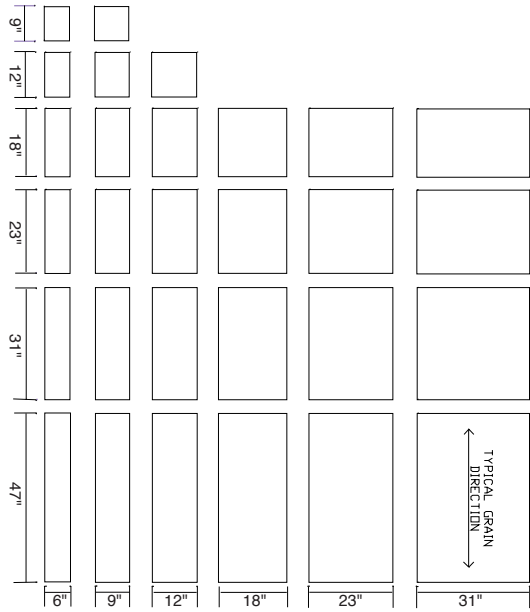


**Stair StilePak®** Adjusts the layout to fit variable length stairs and to transition from stair to straight run at top and bottom of stairs.  
Each package contains:

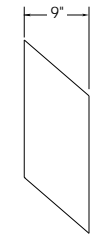
- 2 stiles (10" x 28")



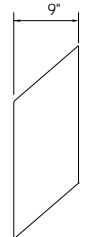
**PANEL SIZES  
(EXPOSED SIZES)**



**STAIR PANEL SIZES**

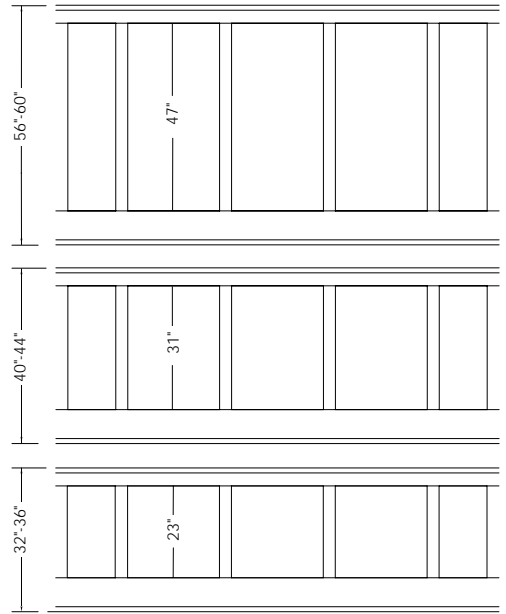


RIGHT PANEL

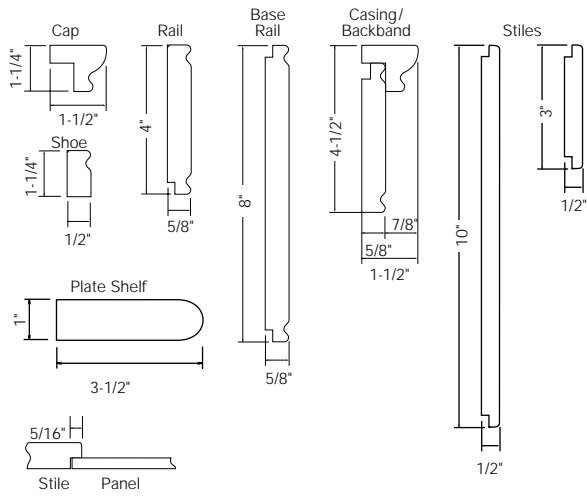


LEFT PANEL

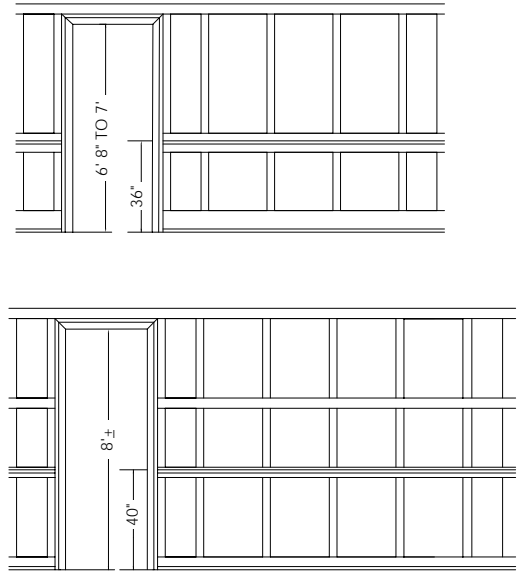
**PANEL CONFIGURATIONS**



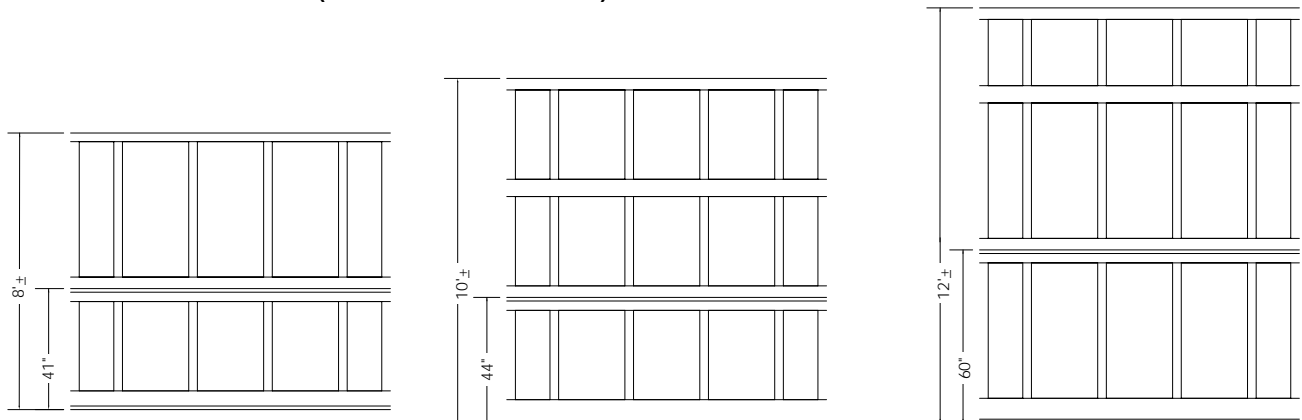
**COMPONENT DIMENSIONS**



**DOOR HEIGHTS**



**HEIGHT CONFIGURATIONS (SOME POSSIBILITIES)**



## FREE DESIGN SERVICE

New England Classic® recognizes that the prospect of sorting through panel sizes, measuring stiles and rails and computing running feet can be daunting to some, so we have set up a Free Design Service.

Just give us your room or stair measurements using our design service request form, and we will output a cad-drawing complete with materials list. Please allow two business days. Fax the form to (207) 774-1685, or for immediate assistance call toll free (888) 460-6324 or visit our website, [www.newenglandclassic.com](http://www.newenglandclassic.com).

## FINISHING AND MAINTENANCE

### UNFINISHED

#### OAK, MAPLE, CHERRY

Fill all nail holes and splices with matching stainable wood filler. Sand wood filler patches smooth to the veneer surface with 180 grit paper, taking care not to sand through the veneer. Apply stain, sealer and clear finish coat, lightly sanding between coats with 220 grit paper.

We recommend applying a light coat of lemon oil or furniture oil to replenish the natural sheen, especially in dry environments.

### FACTORY FINISHED

Use touch-up materials included to conceal fastener holes.

### PAINTABLE

Prior to installation, prime panels, then sand with 180 grit paper. It is not necessary to prime stiles, rails, shoe, cap, or casing ( or factory-primed panels ).

After installation, apply one coat of paint to panels, then sand with 220 grit paper. DO NOT SAND STILES,

### RAILS, SHOE, CAP, OR CASING.

Fill all nail holes with a paintable vinyl-based spackle. Finish coat all parts together. Gentle household cleaners may be used, if required.

## PRODUCT SPECIFICATIONS

### PART 1.0 - GENERAL

#### 1.1 DESCRIPTION

A. Wainscoting and wall paneling systems shall be New England Classic® Classic American™ systems manufactured by New England Classic®, Inc.

#### 1.2 SUBMITTALS

A. Submit manufacturer's literature and installation instructions to determine layout requirements

#### 1.3 DELIVERY, STORAGE AND HANDLING

A. Delivery - the Classic American™ System shall be delivered to the job site in the manufacturer's original packaging with manufacturer's identification intact and legible.

B. Storage & handling - the Classic American™ System shall be stored and handled in such a way to protect against contact with water, exposure to weather, breakage and damage.

Do not store directly on concrete without a plastic sheet as a moisture barrier.

#### 1.4 LIMITATIONS

A. Moisture Conditions – the Classic American™ System shall not be used in wet or damp areas.

B. Temperature conditions - the Classic American™ System shall not be used in contact with surfaces where temperatures exceed 120° F

### PART 2.0 - PRODUCTS

#### 2.1 ACCEPTABLE MANUFACTURER

New England Classic®, Inc.  
465 Congress Street, 7th Floor  
Portland, ME 04101

### 2.2 MATERIALS

- A. Substrate shall be industrial grade class 1 (fire retardant) or 3, or moisture resistant MDF, product class MD, or EFB Wheatboard (particleboard), product class M3, that conforms with ANSI A208.2-1994.
- B. Adhesive for bonding veneers to substrate shall be PVA, EVA, or PUR type adhesive.
- C. Real wood veneer shall be grade- A, sanded to 180 grit.
- D. Paintable veneer shall be recoatable cellulose film, 80 gm. weight.
- E. Primer shall be waterborne, low gloss, 40% volume solids, in applied thickness of 5.0-6.0 mil
- F. Factory finish shall be either catalyzed lacquer or conversion varnish per Architectural Woodwork Institute (AWI) Custom Grade Specifications: TR-2 and OP-2 for lacquer, and TR-4 and OP-4 for conversion varnish finish.

### 2.3 COMPONENTS

- A. 6" panel, 6<sup>5</sup>/<sub>8</sub>" x 9<sup>1</sup>/<sub>2</sub>" x <sup>3</sup>/<sub>16</sub>" thick  
6" panel, 6<sup>5</sup>/<sub>8</sub>" x 12<sup>1</sup>/<sub>2</sub>" x <sup>3</sup>/<sub>16</sub>" thick  
6" panel, 6<sup>5</sup>/<sub>8</sub>" x 18<sup>1</sup>/<sub>2</sub>" x <sup>3</sup>/<sub>16</sub>" thick  
6" panel, 6<sup>5</sup>/<sub>8</sub>" x 23<sup>1</sup>/<sub>2</sub>" x <sup>3</sup>/<sub>16</sub>" thick  
6" panel, 6<sup>5</sup>/<sub>8</sub>" x 31<sup>1</sup>/<sub>2</sub>" x <sup>3</sup>/<sub>16</sub>" thick  
6" panel, 6<sup>5</sup>/<sub>8</sub>" x 47<sup>1</sup>/<sub>2</sub>" x <sup>3</sup>/<sub>16</sub>" thick
- B. 9" panel, 9<sup>5</sup>/<sub>8</sub>" x 9<sup>1</sup>/<sub>2</sub>" x <sup>3</sup>/<sub>16</sub>" thick  
9" panel, 9<sup>5</sup>/<sub>8</sub>" x 12<sup>1</sup>/<sub>2</sub>" x <sup>3</sup>/<sub>16</sub>" thick  
9" panel, 9<sup>5</sup>/<sub>8</sub>" x 18<sup>1</sup>/<sub>2</sub>" x <sup>3</sup>/<sub>16</sub>" thick  
9" panel, 9<sup>5</sup>/<sub>8</sub>" x 23<sup>1</sup>/<sub>2</sub>" x <sup>3</sup>/<sub>16</sub>" thick  
9" panel, 9<sup>5</sup>/<sub>8</sub>" x 31<sup>1</sup>/<sub>2</sub>" x <sup>3</sup>/<sub>16</sub>" thick  
9" panel, 9<sup>5</sup>/<sub>8</sub>" x 47<sup>1</sup>/<sub>2</sub>" x <sup>3</sup>/<sub>16</sub>" thick
- C. 12" panel, 12<sup>5</sup>/<sub>8</sub>" x 12<sup>1</sup>/<sub>2</sub>" x <sup>3</sup>/<sub>16</sub>" thick  
12" panel, 12<sup>5</sup>/<sub>8</sub>" x 18<sup>1</sup>/<sub>2</sub>" x <sup>3</sup>/<sub>16</sub>" thick  
12" panel, 12<sup>5</sup>/<sub>8</sub>" x 23<sup>1</sup>/<sub>2</sub>" x <sup>3</sup>/<sub>16</sub>" thick

12" panel, 12<sup>5</sup>/<sub>8</sub>" x 31<sup>1</sup>/<sub>2</sub>" x <sup>3</sup>/<sub>16</sub>" thick  
12" panel, 12<sup>5</sup>/<sub>8</sub>" x 47<sup>1</sup>/<sub>2</sub>" x <sup>3</sup>/<sub>16</sub>" thick

- D. 18" panel, 18<sup>5</sup>/<sub>8</sub>" x 18<sup>1</sup>/<sub>2</sub>" x <sup>3</sup>/<sub>16</sub>" thick  
18" panel, 18<sup>5</sup>/<sub>8</sub>" x 23<sup>1</sup>/<sub>2</sub>" x <sup>3</sup>/<sub>16</sub>" thick  
18" panel, 18<sup>5</sup>/<sub>8</sub>" x 31<sup>1</sup>/<sub>2</sub>" x <sup>3</sup>/<sub>16</sub>" thick  
18" panel, 18<sup>5</sup>/<sub>8</sub>" x 47<sup>1</sup>/<sub>2</sub>" x <sup>3</sup>/<sub>16</sub>" thick
- E. 23" panel, 23<sup>5</sup>/<sub>8</sub>" x 23<sup>1</sup>/<sub>2</sub>" x <sup>3</sup>/<sub>16</sub>" thick  
23" panel, 23<sup>5</sup>/<sub>8</sub>" x 31<sup>1</sup>/<sub>2</sub>" x <sup>3</sup>/<sub>16</sub>" thick  
23" panel, 23<sup>5</sup>/<sub>8</sub>" x 47<sup>1</sup>/<sub>2</sub>" x <sup>3</sup>/<sub>16</sub>" thick
- F. 31" panel, 31<sup>5</sup>/<sub>8</sub>" x 23<sup>1</sup>/<sub>2</sub>" x <sup>3</sup>/<sub>16</sub>" thick  
31" panel, 31<sup>5</sup>/<sub>8</sub>" x 31<sup>1</sup>/<sub>2</sub>" x <sup>3</sup>/<sub>16</sub>" thick  
31" panel, 31<sup>5</sup>/<sub>8</sub>" x 47<sup>1</sup>/<sub>2</sub>" x <sup>3</sup>/<sub>16</sub>" thick
- G. 9" stair panel,  
9<sup>5</sup>/<sub>8</sub>" x 21<sup>1</sup>/<sub>2</sub>" x <sup>1</sup>/<sub>2</sub>" thick,
- H. cap, 1<sup>1</sup>/<sub>2</sub>" x 1<sup>1</sup>/<sub>4</sub>" x 96" long
- I. rail, <sup>5</sup>/<sub>8</sub>" x 4" x 96" long
- J. base rail, <sup>5</sup>/<sub>8</sub>" x 8" x 96" long
- K. shoe, <sup>1</sup>/<sub>2</sub>" x 1<sup>1</sup>/<sub>4</sub>" x 96" long
- L. center stile,  
3" x 9<sup>1</sup>/<sub>2</sub>" x <sup>1</sup>/<sub>2</sub>" thick  
3" x 12<sup>1</sup>/<sub>2</sub>" x <sup>1</sup>/<sub>2</sub>" thick  
3" x 23<sup>1</sup>/<sub>2</sub>" x <sup>1</sup>/<sub>2</sub>" thick  
3" x 31<sup>1</sup>/<sub>2</sub>" x <sup>1</sup>/<sub>2</sub>" thick  
3" x 47<sup>1</sup>/<sub>2</sub>" x <sup>1</sup>/<sub>2</sub>" thick
- M. end stile,  
10" x 23<sup>1</sup>/<sub>2</sub>" x <sup>1</sup>/<sub>2</sub>" thick  
10" x 31<sup>1</sup>/<sub>2</sub>" x <sup>1</sup>/<sub>2</sub>" thick  
10" x 47<sup>1</sup>/<sub>2</sub>" x <sup>1</sup>/<sub>2</sub>" thick
- N. stair stile, 10" x 28<sup>3</sup>/<sub>4</sub>" x <sup>1</sup>/<sub>2</sub>" thick
- O. plate shelf, 1" x 3<sup>1</sup>/<sub>2</sub>" x 96" long

### PART 3.0 EXECUTION

#### 3.1 INSTALLATION

A. Install per the manufacturer's recommendations using the instructions provided with the product.

#### 3.2 WARRANTY

A. Manufacturer shall furnish a five year warranty against defects in material and workmanship.

#### 3.3 MATERIALS ACCEPTANCES

A. City of New York MEA 190-99-M

