







New
England
Classic®




WHO IS NEW ENGLAND CLASSIC?

New England Classic is the brainchild of a team of MIT architects. The idea, conceived in 1993, was to bring back the warmth and beauty of fine wood interiors using state-of-the-art materials and methods.

Although the extremely high degree of skilled labor required to produce these beautiful interiors has made them impractical for many years, with the New England Classic System, fine wood panels are practical and affordable again.

The New England Classic System is available in four design alternatives: ClassicTraditional®, ClassicAmerican®, ClassicBeadboard®, and ClassicModern®. (Ask your dealer for details about ClassicModern).



WHAT IS THE PRODUCT?

The System is designed using components that complement each other and provide high quality, fully coordinated interior solutions.

Every component in the system is engineered and manufactured to meet the most stringent requirements.

The system is also designed to save time and money when it comes to installation.

HOW IS THE PRODUCT MADE?

The product is made using either select grade-A sliced veneer or decorative film laminated to a stable engineered wood core; technology adapted from high-end commercial furniture manufactured in the US, Canada and Europe. The engineered wood core is more stable than solid wood. It is also less susceptible to shrinkage, twisting and splitting. Engineered wood is a more environmentally-friendly use of our natural resources.

A variety of panel sizes, along with precision machined rails and stiles, create a fully integrated assembly system. Standard sizes range from 32" to full room height. Custom sized panels may also be specified.

The system minimizes on-site processes, while assuring a high quality, reliable fit for ease of installation.

Available ready-to-finish, or factory finished, our system is the perfect way to achieve the high quality look and feel of custom millwork, at a fraction of the cost.

FEATURES & BENEFITS

- The warmth and beauty of fine wood interiors at an affordable price.
- Free design service.
- Standard 32" and 36" heights.
- Custom panel sizes available.
- Rails and panels can be easily combined to achieve a broad range of partial (wainscot) and full wall height designs.
- Available in multiple wood species and paintable surfaces.
- Accessories include Window and Door Casings and a Plate Rail.
- Installs quickly and easily with minimum job site customizing.
- Complete installation instructions shipped with every order.
- Nailing grooves assure proper nailing locations and conceal most nail holes.
- Design minimizes need for complex coping of joints.
- Outside and inside corner design results in a perfect fit every time.
- Veneered panel construction minimizes seasonal shrinkage, splitting and twisting.
- All components packaged to minimize damage prior to installation.
- Easily finished with stain or paint. Use your imagination or check out our factory finishes.



CLASSIC TRADITIONAL utilizes raised panels modeled precisely after those found in the great homes of Newport, Rhode Island and Williamsburg, Virginia



CLASSIC AMERICAN features flat panels which are typically found in Shaker or Arts and Crafts homes.

INSTALL ANYWHERE FOR A WARM, RICH ENVIRONMENT

- entry foyers and lobbies
- living rooms
- dining areas
- libraries
- offices and conference rooms
- master bedrooms and baths

DESIGN CHOICES

SPECIES AVAILABLE:

- Cherry Oak
- Maple Paintable

STANDARD SIZES (CUSTOM SIZES ALSO AVAILABLE)

PANEL EXPOSURE WIDTHS AVAILABLE:

- 6" • 9" • 12" • 18" • 23" • 31"

PANEL HEIGHTS AVAILABLE:

- 9" • 12" • 23" • 31" • 47"

FREE DESIGN SERVICE


New England Classic recognizes that the prospect of sorting through panel sizes, measuring stiles and rails and computing running feet can be daunting to some, so we have set up a Free Design Service.

Just give us your room or stair measurements using our design service layout sheet, and we will output a cad-drawing complete with materials list. Please allow 2-4 business days.

STAIR PANELSET®

The New England Classic Stair PanelSet is nothing short of ingenious.

Now the idea of continuing a raised wood panel treatment from the foyer or entranceway right up the stairs is not only practical, it's affordable.



The system is designed to fit 80% of common residential staircase angles.

FACTORY FINISHES (CUSTOM FINISHES ALSO AVAILABLE)

Now you can choose from three shades of custom stain for New England Classic Maple, Oak and Cherry wood panels and system components.

Or, for an up-charge, we will match any color stain you desire.



Our eight-step finishing process is similar to that of fine furniture. It includes three sandings and either catalyzed lacquer or a conversion varnish which is preferred for the cherry veneer.


Factory finished panels will speed installation time, making New England Classic an even more cost effective solution and at the same time, producing a superior end product that will bring the warmth and beauty of real wood panels to any home or office.

newenglandclassic.com

FAX THE FORM TO (207) 799-6073,
OR FOR IMMEDIATE ASSISTANCE
CALL TOLL FREE (888) 460-6324
OR VISIT OUR WEBSITE:



CLASSIC BEADBOARD is a style that has been used extensively throughout homes over the past 150 years.



MULTI-LEVEL ACCENT WALLS are easily created with a wide variety of components.

NEW ENGLAND CLASSIC, INC
3 Adams Street
South Portland, Maine 04106 USA

newenglandclassic.com

©99-03 New England Classic, Inc. Patents pending. RPX-LT14-3/03

New England Classic®

What better walls are wearing

